

# Smiles

New Edition **4**

Pupil's Book

Jenny Dooley



Express Publishing

# CONTENTS

## Vocabulary

## Grammar

MODULE 1

### Starter Unit (pp. 4-7)

**numbers:** 1-100  
**classroom language:** Can I come in? etc  
**school subjects:** Art, English, Geography, History, ICT, Maths, Music, PE, Science

### 1 A big family (pp. 8-13)

**physical appearance:** curly hair, fair hair, fat, freckles, glasses, long hair, short, short hair, slim, straight hair, tall  
**family members:** aunt, cousin, uncle

- the verb 'to be'
- possessive adjectives
- the verb 'have got'

### 2 Water sports (pp. 14-19)

**activities:** dive, do karate, get wet, have a picnic, hop, jog, play the violin, sail, skateboard, skip, surf, waterski  
**sporting location:** pool

- present continuous
- the verb 'can'
- object pronouns

**Storytime!:** The Princess and the Pea (**Value:** Do not judge people by what they look like!) (pp. 20-21)

MODULE 2

### 3 Where is ...? (pp. 24-29)

**buildings:** a baker's, a bank, a butcher's, a greengrocer's, a hospital, a post office, a supermarket, a sweet shop  
**jobs:** a baker, a chef, a doctor, a firefighter, a pilot, a police officer, a postman, a vet

- prepositions of place
- present simple

### 4 A green day (pp. 30-35)

**free-time activities:** clean, go shopping, go to the gym, paint, plant flowers, read comics  
**time:** It's half past one. It's quarter past one. It's quarter to one.  
**sports:** badminton, baseball, hockey, table tennis, volleyball

- like + *-ing*
- adverbs of frequency

**Storytime!:** Too-too-moo and the Giant (**Value:** Do the right thing even when it's difficult!) (pp. 36-37)

MODULE 3

### 5 Funny clothes (pp. 40-45)

**clothes:** a jumper, a scarf, a uniform, boots, cap, gloves, jeans  
**actions:** put on, take off  
**rules:** be quiet, chew gum, drop litter, make a noise, shout

- plurals (regular, irregular)
- can (permission)

### 6 A fruit salad (pp. 46-51)

**food:** a cherry, a mango, a strawberry, butter, flour, grapes, salt, sugar  
**food partitives:** a bar of chocolate, a bottle of olive oil, a can of cola, a carton of juice, a jar of jam, a loaf of bread, a packet of biscuits

- There is/There are
- How many ... ?

**Storytime!:** The Best Fruit (**Value:** Knowledge is the treasure of life!) (pp. 52-53)

MODULE 4

### 7 A great zoo (pp. 56-61)

**animals/adjectives:** a big elephant, a clever dolphin, a cute panda, a fast cheetah, a funny monkey, a heavy hippo, a long snake, a scary crocodile, a slow snail, a small penguin, a strong lion, a tall giraffe

- comparisons
- superlatives

### 8 Sorry, Miss! (pp. 62-67)

**buildings/places:** a beach, a funfair, a library, a market, a museum, a sports centre, a theatre  
**personality adjectives:** clever, cute, dirty, funny, naughty, noisy, quiet, shy

- prepositions of place (behind, in front of)

**Storytime!:** Anansi the Spider (**Value:** Never stop trying!) (pp. 68-69)

MODULE 5

### 9 A funny day (pp. 72-77)

**story-related words:** a cave, a diver, a footprint, a rock, discover, scream, visit  
**months:** January, February, March, April, May, June, July, August, September, October, November, December

- present simple vs present continuous
- prepositions of time

### 10 Holidays! (pp. 78-83)

**holiday-related items:** a camera, a rucksack, a sleeping bag, a suitcase, sunglasses, swimming trunks, a swimsuit, a tent  
**natural features:** an island, a lake, a mountain, an ocean, a rainforest, a river, a waterfall, sand

- imperative
- question words

**Storytime!:** The Twelve Months (**Value:** Always be polite and grateful!) (pp. 84-85)

**My Magazine** (pp. 88-97)

**My Values Portfolio** (pp. 98-100)

#### KEY TO SYMBOLS

: Pairwork

: Groupwork

: Thinking Skills

: Parental Supervision

: Role Play

Sounds Spot!	Thinking Skills	Project/ My Portfolio	Culture/ Our World	Time for CLIL
—	logical thinking interpreting information	—	—	—
• <b>air, ear</b> /eə/ Claire, chair, pear, hair	sequencing information	• A member of my family • <b>ICT CLUB:</b> My favourite book character	• Book characters from the UK, Belgium and Japan	
• <b>ing</b> /ɪŋ/ hopping, skipping, ring	recalling information applying world knowledge	• Summer Camp	—	• Rules of Sports ( <b>PE</b> )
<b>Checkpoint 1 (pp. 22-23)</b>				
• <b>g</b> /g/, /dʒ/ Gordon, greengrocer, goes, gym, Gean	recalling information applying world knowledge	• A job • <b>ICT CLUB:</b> people who wear a uniform to work	• Jobs in the UK, Mexico and Russia	
• <b>s</b> /z/, /s/ cousin, Simon, likes, silk, pyjamas	recalling information self-reflection	• My day	—	• Online ( <b>ICT</b> )
<b>Checkpoint 2 (pp. 38-39)</b>				
• <b>ch</b> /tʃ/, /k/ Charlie, chew, chewing, school	recalling information	• In My Classroom • <b>ICT CLUB:</b> A traditional costume	• Traditional costumes from Scotland, Peru and Japan	—
• <b>sh</b> /ʃ/ wish, fish, dish	recalling information mathematical thinking applying world knowledge	• My favourite sandwich	—	• A Fire Drill ( <b>Social Science</b> )
<b>Checkpoint 3 (pp. 54-55)</b>				
• <b>oo, ou</b> /u:/ kangaroos, you, zoo	recalling information applying world knowledge	• My favourite animal • <b>ICT CLUB:</b> Natural Features and Animals	• Cities, natural features and animals of Australia and Italy	—
• <b>gh</b> (silent gh) eight, naughty, fight, night	recalling information	• What I'm like	—	• Getting Around ( <b>Geography</b> )
<b>Checkpoint 4 (pp. 70-71)</b>				
• <b>es</b> /s/, /z/ likes, smiles	recalling information mathematical thinking	• My Birthday • <b>ICT CLUB:</b> A festival from my country	• Festivals in the UK, Spain and Japan	—
• <b>s, sh</b> /s/, /ʃ/ she, sells, seashells, seashore	recalling information applying world knowledge self-reflection	• An email to a friend about my summer holiday	—	• All Around the World! ( <b>Geography</b> )
<b>Checkpoint 5 (pp. 86-87)</b>				
<b>Let's Celebrate</b> (pp. 101-111)		<b>Glossary</b> (pp. 112-120)		



Internet research



Display



Cross-curricular links





Project/Poster presentation

## 1 Answer Lilly's questions.



## 2 Riddle time! Read, choose and write the animal.



**1** It's small.  
It's got a long tail.  
It likes bread and cheese.  
What is it?  
\_\_\_\_\_

**2** It's small.  
It's got two legs.  
It can fly and swim.  
It likes small fish.  
What is it?  
\_\_\_\_\_

**3** It's small.  
It's got big ears.  
It can jump.  
It likes carrots.  
What is it?  
\_\_\_\_\_

**4** It's small.  
It's got four legs.  
It can swim and jump.  
It likes mice.  
What is it?  
\_\_\_\_\_



3 Listen, point and repeat.  
Then draw lines.

40 100 50  
 70 20  
 80 30 90

twenty	sixty
thirty	seventy
forty	eighty
fifty	ninety
a hundred	

4 Listen and circle.

A	4	14	40
B	88	8	18
C	60	66	16
D	9	99	90
E	10	1	100
F	17	70	7

5 Look, read and write **yes** or **no**.

- Number forty-four is a hot dog. **yes**
- Number ninety-two is a burger. \_\_\_\_\_
- Number seventy-five is a biscuit. \_\_\_\_\_
- Number twenty-six is pasta. \_\_\_\_\_
- Number sixty-seven is a carrot. \_\_\_\_\_
- Number eighty-nine is chicken. \_\_\_\_\_
- Number thirty-four is rice. \_\_\_\_\_
- Number a hundred is an onion. \_\_\_\_\_

## CLASSROOM LANGUAGE

### 1 Listen and repeat.

What's *knjiga* in English?

How do you spell *burger*?

Can I come in?

Can you repeat that, please?

May I go to the toilet?

Can you help me?

### 2 Make questions.

1 come/Can/in?/I

**Can I come in?**

2 repeat/Can/you/please?/that,

3 me?/Can/help/you










4 *knjiga*/in/What's/English?

5 spell/How/you/*burger*?/do







6 the/May/go/toilet?/I/to



**3**  Listen, point and repeat.

				
Art	English	Geography	History	ICT
				
Maths	Music	PE	Science	

**4** **THINK!** What's their favourite subject? Read and write.

<p><b>1</b> </p> <p>I like painting pictures.</p>	<p><b>2</b> </p> <p>I like sport.</p>	<p>I like learning about other countries.</p> <p><b>3</b> </p>
<p><b>4</b> </p> <p>I like using the computer.</p>	<p><b>5</b> </p> <p>I like working with numbers.</p>	<p>I like playing the guitar.</p> <p><b>6</b> </p>

- |         |         |         |
|---------|---------|---------|
| 1 _____ | 3 _____ | 5 _____ |
| 2 _____ | 4 _____ | 6 _____ |

# 1 A big family



## 1 Listen and read.

1 Come on, Nanny. It's our family trip today.

Oh, that's nice!

2 This is Aunt Beth and Uncle Ted.

Uncle Ted is very tall!

3 This is Aunt Dora and Aunt Sally.

And this is our dog, Barrel. He is not very slim!

4 Who are they?

They are my cousins, Mick, Mandy and Mark!

5 Our family is big, Nanny.

Oh, yes! One big happy family!

## 2 THINK! Read and put the sentences in the right order.

- A  Our family is big, Nanny.
- B  1 This is Aunt Beth and Uncle Ted.
- C  They are my cousins, Mick, Mandy and Mark.
- D  This is Aunt Dora and Aunt Sally.





tall

short



slim

fat



aunt



uncle



cousin



### 3 Write: **is**, **isn't**, **are** or **aren't**.

- 1 Liam **is** Lilly's brother.
- 2 Dora \_\_\_\_\_ Liam's aunt.
- 3 Daisy and Lilly \_\_\_\_\_ friends.
- 4 Jake \_\_\_\_\_ Lilly's cousin.
- 5 Mick and Mark \_\_\_\_\_ Jake's cousins.

## Study spot

I'm Mike and this  
**is my** cousin.  
**His** name **is** Peter.



### 4 Look, read and circle.

This is Brenda and **1) she / her** family. They are at **2) their / they** house. That is Brenda's dad. **3) He / His** name is John. **4) Her / She** mum's name is Lucy. And that's Brenda's brother, Jim. He is six years old. **5) They / Their** family is a happy family.



### 5 Listen and draw lines.



Kim

Sonia

Ellie




long hair

# My favourite uncle

1 Listen, read and write **yes** or **no**.



This is my uncle.  
His name is Ted. Uncle Ted is very tall and slim. He's got short brown hair and blue eyes. He's got glasses, too! Uncle Ted is my favourite uncle!



1 Uncle Ted is tall and slim.

yes

3 He's got blue eyes.

\_\_\_\_\_

2 He's got long curly hair.

\_\_\_\_\_

4 He's got freckles.

\_\_\_\_\_

2 Let's play!

Sounds SPot!

3 Complete. Then listen, point and repeat.

curly

aunt

fair

freckles

glasses

slim

short

straight

cousin

air

ear

Look at Cl\_\_\_\_e!  
She's on the ch\_\_\_\_  
with a p\_\_\_\_ on her h\_\_\_\_!





short hair



fair hair



straight hair



curly hair



freckles



glasses



## Study spot

I've got dark hair. I haven't got fair hair. I've got blue eyes.  
Have I got a big nose? Yes, I have.



### 4 Look, read and put a tick (✓) or a cross (✗).



- 1 She's got short dark hair.
- 2 She's got blue eyes.



- 1 He's got long curly hair.
- 2 He's got glasses.



- 1 She's got short fair hair.
- 2 She's got freckles.

### 5 Read and underline.

- You have/has got short hair.
- Emily have/has got curly hair.
- He hasn't/haven't got freckles.
- We hasn't/haven't got green eyes.
- Has/Have she got blue eyes?
- Has/Have they got curly hair?



Talk with your friends.

Then write about a member of your family.



This is my aunt.  
Her name is ...





1  **Let's sing!**

Grandma, Grandpa,  
Mum and Dad,  
Cousins, uncles, aunts!  
We stick together  
For good or bad -  
We're one big happy family!

*One big happy family,  
One big happy crew!  
One big happy family,  
We stick together like glue!*

Grandma, Grandpa,  
Mum and Dad,  
Cousins, uncles, aunts!  
We're all happy,  
We're all glad -  
We're one big happy family!



2    **Make your family coat of arms. Talk with your friend.**

This is my father!

His name's Steve.



What's his name?

What does he look like?

## 3 Listen and read.



This is Harry Potter. He's from the UK. He's got short dark hair and green eyes. He's got glasses, too! He hasn't got any brothers or sisters, but he's got two friends, Hermione and Ron! He's fantastic!

This is Tintin. He's from Belgium. Tintin has got red hair and blue eyes. He's got a white dog called Snowy. They have a lot of fun together!



This is Mint Aizawa. She's from Japan. She's short and slim. She's got blue hair and blue eyes. She's got a brother, too. She's very cool!



## 4 THINK! Read and match.

- 1 Harry Potter has got
- 2 Tintin has got
- 3 Mint Aizawa has got

- a blue hair and blue eyes.
- b dark hair and green eyes.
- c red hair and blue eyes.

5 **ICT CLUB** : Use the Internet. Ask one of your parents to help you find a picture of your favourite book character. Make a project. Present it to the class.



# Water sports



## 1 Listen and read.



## 2 THINK! Read the story and put a tick (✓) or a cross (✗).

- 1 Lilly is sailing.
- 2 Liam is surfing.
- 3 Daisy is diving.
- 4 Jake is waterskiing.



sail



surf



waterski



dive



get wet



a pool



## Study spot

Are you sailing?

Yes, I **am**. / No, I'm not.

dive + **ing** → diving

swim + **m + ing** → swimming



### 3 Listen and draw lines.



### 4 Let's play!



Teacher: *Betty is sailing.*

Pupil: *No, she isn't. She's diving.*

### 5 Now look at Ex. 3 again. Read and choose.

- 1 Betty is diving / is sailing.
- 2 Oscar is surfing / is swimming.
- 3 Andrew and his brother **are sailing** / are swimming.
- 4 Molly is diving / is eating an ice cream.
- 5 Bob is surfing / is sailing.



skateboard



do karate

# Summer Camp

1 Listen and read. Then answer.




This is me at Summer Camp. Look! I'm skateboarding. I can skateboard really well!



This is Daisy. She's jogging! She's with her dog, Bella.



Liam is doing karate in this picture. He can't do it very well! Look at him!



This is Jake. He's having a picnic. The sun is shining and he's eating an ice cream.

- 1 Can Lilly skateboard?
- 2 What is Daisy doing?

- 3 What is Liam doing?
- 4 Is Jake eating pizza?

## Sounds SPOT!

2 Let's play!

Yes, I can! Look at me!



Can you hop?



3 Complete. Then listen, point and repeat.



They are hopp\_\_\_\_\_ and  
skipp\_\_\_\_\_ in the r\_\_\_\_\_!





jog



hop



skip



have a picnic



play the violin







# Study spot



I **can** skip really well.  
Look at **me**!

## 4 Look and write.


	do karate	skateboard	skip	play the violin
	<input checked="" type="checkbox"/>	<input checked="" type="checkbox"/>	<input checked="" type="checkbox"/>	<input checked="" type="checkbox"/>
	<input checked="" type="checkbox"/>	<input checked="" type="checkbox"/>	<input checked="" type="checkbox"/>	<input checked="" type="checkbox"/>
	<input checked="" type="checkbox"/>	<input checked="" type="checkbox"/>	<input checked="" type="checkbox"/>	<input checked="" type="checkbox"/>
	<input checked="" type="checkbox"/>	<input checked="" type="checkbox"/>	<input checked="" type="checkbox"/>	<input checked="" type="checkbox"/>

- Liam **can skateboard and play the violin.** He can't do karate or skip.
- Lilly \_\_\_\_\_  
\_\_\_\_\_
- Daisy \_\_\_\_\_  
\_\_\_\_\_
- Jake \_\_\_\_\_  
\_\_\_\_\_

## 5 Read and circle.

- I can't swim. Can you help **me** / **her**? 
- Ann can play the violin. Listen to **him** / **her**? 
- Paul can waterski. Look at **you** / **him**? 
- She is playing football. Can you see **her** / **me**? 





**ABOUT ME**  **Talk with your friends. Then write about Summer Camp.**



This is me at Summer Camp.  
Look! I'm ...



# 1 Sing and do!

We are sailing,  
We are surfing,  
We are diving in the pool!  
We are splashing, this is smashing\*,  
Doing water sports is cool!


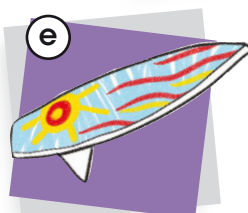

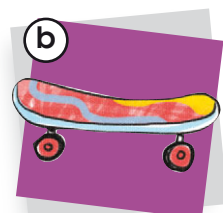

We are sailing,  
We are surfing,  
We are getting very wet!  
We are swimming, this is thrilling\*,  
Doing water sports is best!

\* smashing, thrilling = great, fantastic



# 2 Complete Emma's poem. Which thing is not Emma's? Circle.

I can 1) usfr surf,  
I can 2) jgo \_\_\_\_\_  
And I can 3) kspi \_\_\_\_\_!  
I can 4) apyl \_\_\_\_\_ the violin,  
I can 5) od \_\_\_\_\_ karate, too!  
I can do a lot of things!  
What about you?  
by Emma

# RULES of SPORTS

Time for **CLiL**  
PE



3 Listen, point and repeat.




hit



catch



kick



throw

4 **THINK!** Choose and write.

1



• hit

• kick

• ~~football~~

They are playing **football**. They can \_\_\_\_\_ the ball, but they can't \_\_\_\_\_ it.

2



• baseball

• kick

• hit

They are playing \_\_\_\_\_ . They can \_\_\_\_\_ the ball, but they can't \_\_\_\_\_ it.

3



• catch

• basketball

• kick

They are playing \_\_\_\_\_ . They can \_\_\_\_\_ the ball, but they can't \_\_\_\_\_ it.

4



• catch

• throw

• volleyball

They are playing \_\_\_\_\_ . They can \_\_\_\_\_ the ball, but they can't \_\_\_\_\_ it.



# The Princess and the Pea

A story from Denmark

1 Listen and read. Why is the prince sad at the beginning of the story?

