

dr. sc. Josip Markovac

Ivana Lović Štenc

Matematika 1

Radni udžbenik iz matematike za prvi razred osnovne škole

PRVI DIO

6. izdanje



2024.



Nakladnik

ALFA d. d. Zagreb

Nova Ves 23a

Za nakladnika

Ivan Petric

Direktorica nakladništva

mr. sc. Daniela Novoselić

Urednica za Matematiku u razrednoj nastavi

Đurđa Trupinić

Recenzija

mr. sc. Marijeta Ranogajec

Biljana Mihaljev

Lektura i korektura

Kristina Ferencina

Likovno i grafičko oblikovanje

Ana Rako

Ivan Herceg

Ilustracija

Dario Kukić

Fotografija

arhiva Alfa

Digitalno izdanje

Alfa d. d.

Mozaik Education Ltd.

Tehnička priprema

Alfa d. d.

Tisak

Tiskara Zelina d. d.

Proizvedeno u Republici Hrvatskoj, EU

Udžbenik je uvršten u Katalog odobrenih udžbenika rješenjem Ministarstva znanosti i obrazovanja Republike Hrvatske:

KLASA: **602-09/19-03/00045**, URBROJ: **533-06-19-0002**, od **7. lipnja 2019. godine**.

CIP zapis dostupan u računalnome katalogu Nacionalne i sveučilišne knjižnice u Zagrebu pod brojem **001218226**.

OPSEG PAPIRNATOG IZDANJA	MASA PAPIRNATOG IZDANJA	KNJIŽNI FORMAT
100 str.	234 g	265 mm (v) x 210 mm (š)

Digitalno izdanje dostupno je na internetskoj adresi **hr.mozaweb.com** ili putem aplikacije **mozaBook** za pametne uređaje s operativnim sustavima Android i iOS.

© Alfa

Ova knjiga, ni bilo koji njezin dio, ne smije se umnožavati ni na bilo koji način reproducirati bez nakladnikova pismenog dopuštenja.


Mozaik Education Ltd. zadržava intelektualno vlasništvo i sva autorska prava za komercijalne nazive *mozaBook*, *mozaWeb*, digitalne proizvode, sadržaje i usluge proizvedene neovisno o nakladniku Alfa d. d.

POZDRAVLJAMO TE NA POČETKU PRVOGA RAZREDA.

PRED TOBOM JE KNJIGA **MATEMATIKA 1 – PRVI DIO** KOJA ĆE TI POMOĆI NAUČITI RAZLIKOVATI GEOMETRIJSKE OBLIKE, BROJITI, ČITATI, PISATI, USPOREĐIVATI, ZBRAJATI I ODUZIMATI BROJEVE TE RJEŠAVATI RAZLIČITE ZADATKE.


ŽELIMO TI USPJEH U UČENJU!

AUTORI




ČITAJTE I PIŠITE PAŽLJIVO. MATEMATIKA JE ZABAVNA!


VEĆI – MANJI – JEDNAK




1.



VEĆA MANJA



MANJI VEĆI






JEDNAKI

2. PREKRIŽI VEĆI PREDMET.



3. PLAVOM BOJICOM ZAKRUŽI ONO ŠTO JE MANJE.
ZELENOM BOJICOM ZAKRUŽI ONO ŠTO JE JEDNAKO.



4.



NAJMANJI

NAJVEĆI

VEĆI


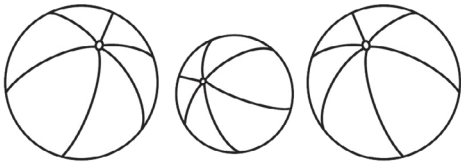
MANJI

JEDNAKI

5.

OBOJI JEDNAKE LOPTE.

ZAOKRUŽI NAJMANJEG DJEČAKA.




6.

OBOJI VEĆU KUĆU I MANJU OLOVKU.



7.

ZAOKRUŽI NAJVIŠE PREDMETE.



DULJI – KRAĆI – JEDNAKO DUG

PRONAĐI ŠTO JE NA SLICI JEDNAKO DUGO, A ŠTO KRAĆE.



1. PROMOTRI.



DULJE

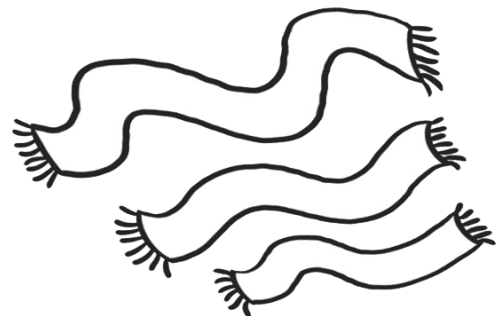
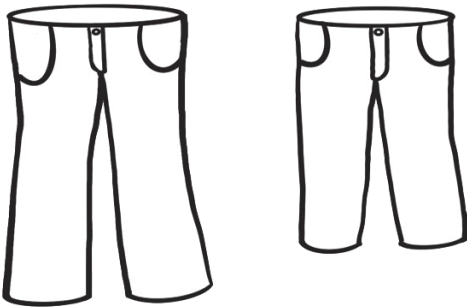


KRAĆE




JEDNAKO DUGO

2. ZELEKOM BOJICOM OBOJI DULJE HLAČE. CRVENOM BOJICOM OBOJI NAJKRAĆI ŠAL.




3. ZAOKRUŽI JEDNAKO DUGE KIŠOBRANE.



4. USPOREDI I NACRTAJ.
TKO U TVOM RAZREDU IMA
NAJDULJU, A TKO NAJKRAĆU KOSU?


OBOJI NAJDULJU HRVATSKU ZASTAVU.

5.



ZAOKRUŽI JEDNAKO DUGE BANANE.

6.



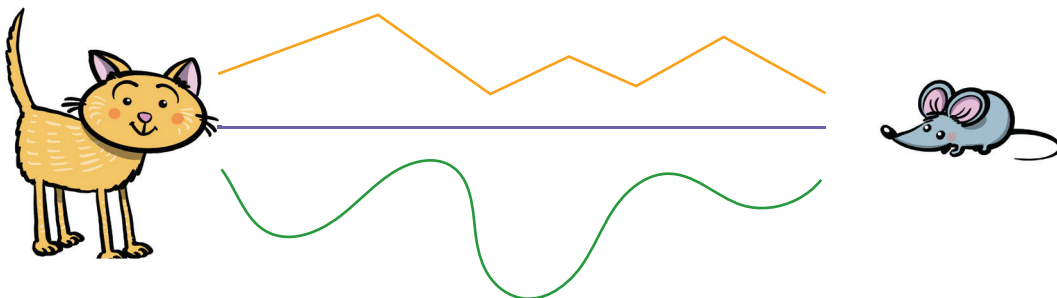
VEĆEM BALONU NACRTAJ KRAĆU UZICU. MANJEM BALONU NACRTAJ DULJU UZICU.

7.




KOJIM ĆE PUTEM  NAJPRIJE STIĆI DO  ?

8.



KUGLA I VALJAK


OPIŠI SLIKU!



1. NACRTANI PREDMETI IMAJU OBLIK: -----




KUGLA



VALJAK

2. ZAOKRUŽI PREDMETE OBLIKA KUGLE. -----

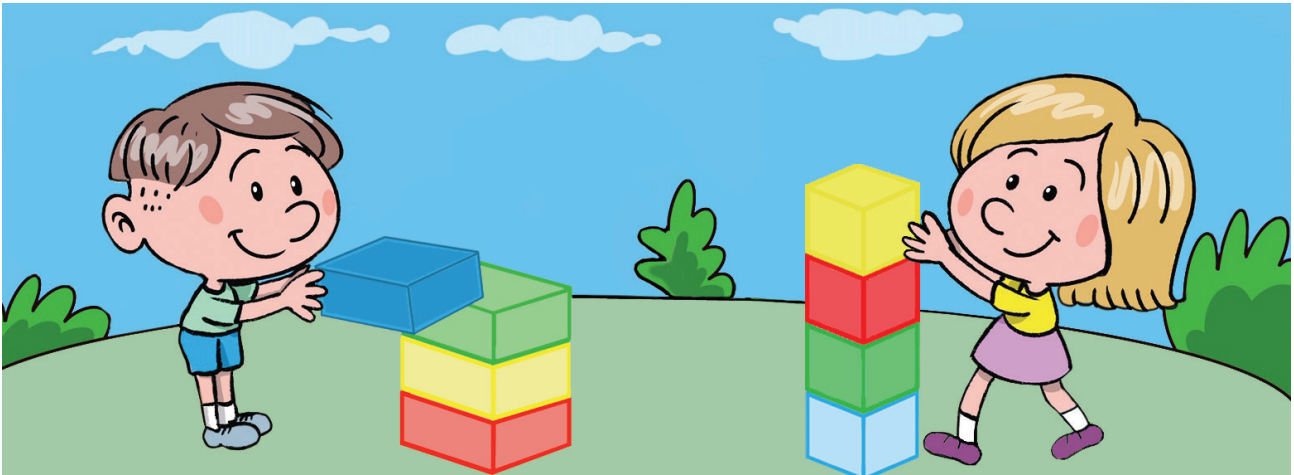


3. CRTOM SPOJI PREDMETE OBLIKA VALJKA. -----



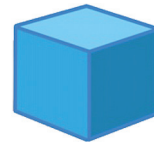
KOCKA I KVADAR

USPOREDI SLIKU SA SLIKOM NA OSMOJ STRANICI.
PO ČEMU SE RAZLIKUJU?



NACRTANI PREDMETI IMAJU OBLIK: -----

1.





KOCKA



KVADAR



ZAOKRUŽI PREDMET OBLIKA KOCKE. -----

2.




PREKRIŽI PREDMETE OBLIKA KVADRA. -----

3.



STOŽAC I PIRAMIDA

OPIŠI SLIKU! PREPOZNAJEŠ LI SVE OBLIKE?



1. NACRTANI PREDMETI IMAJU OBLIK:

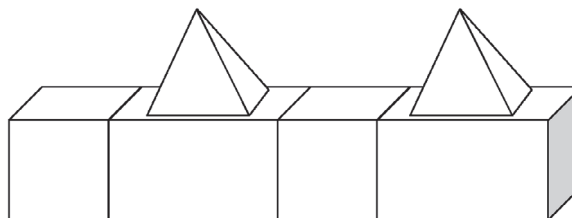
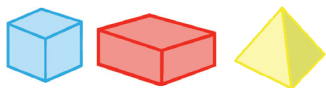


STOŽAC


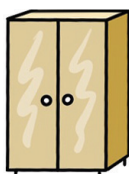



PIRAMIDA

2. OBOJI.



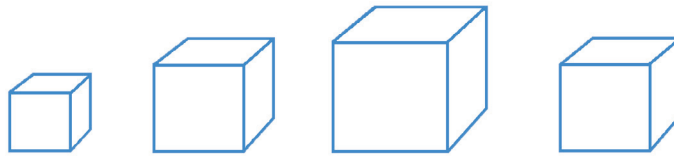
3. ZAOKRUŽI PREDMET OBLIKA PIRAMIDE.



GEOMETRIJSKA TIJELA – VJEŽBAM

OBOJI NAJVEĆU KOCKU.

1.



NACRTAJ VEĆI VALJAK.

2.



PREKRIŽI NAJMANJI STOŽAC.

3.



NACRTAJ MANJU KUGLU.

4.



CRTOM SPOJI JEDNAKO VELIKE KVADRE.

5.



ZAOKRUŽI SVE PIRAMIDE.

6.




OBOJI GEOMETRIJSKA TIJELA KOJA NE MOŽEŠ VALJATI. OBJASNI ZAŠTO!

7.




KRUG I TROKUT

ŠTO RADI DJEČAK, A ŠTO DJEVOJČICA?



1.



TROKUT



KRUG

GEOMETRIJSKA TIJELA

GEOMETRIJSKI LIKOVI

2. CRTOM SPOJI PREDMETE OBLIKA TROKUTA.




3.

PREKRIŽI PREDMETE OBLIKA KRUGA.




PRAVOKUTNIK I KVADRAT

ŠTO UČENICI RADE? OPIŠI!



1.



KVADRAT




PRAVOKUTNIK

GEOMETRIJSKA TIJELA

GEOMETRIJSKI LIKOVI


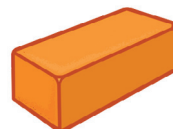

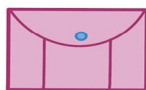
ZAOKRUŽI PREDMET KOJI IMA OBLIK KVADRATA.

2.



PREKRIŽI PREDMETE OBLIKA PRAVOKUTNIKA.


3.



KRUG, TROKUT, PRAVOKUTNIK, KVADRAT, – VJEŽBAM


1.

PRONAĐI ZADANE LIKOVE I SPOJI IH CRTOM.



2.

OBOJI ▲ ■ ● ■ .

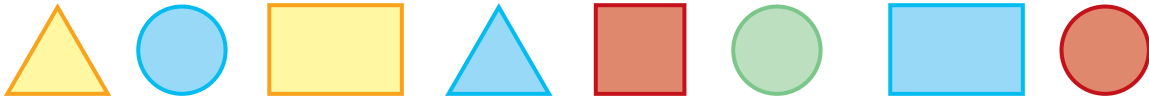


3.

U BILJEŽNICU NACRTAJ KUĆU OD △, □ I ○ .

4.

PREKRIŽI SVE KRUGOVE.



5.

CRVENO OBOJI TROKUTE.



6.

ZAOKRUŽI KVADRATE.



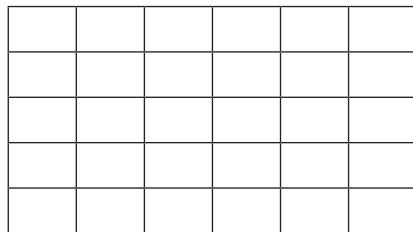

7.

PLAVO OBOJI PRAVOKUTNIKE.



8.

ZAOKRUŽI CRTEŽ NA KOJEM VIDIŠ PRAVOKUTNIKE.



9.

NASTAVI NIZ.




RAVNE, ZAKRIVLJENE I IZLOMLJENE CRTE

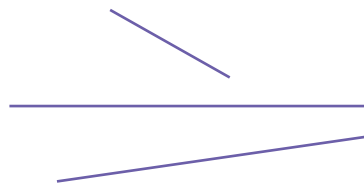
ŠTO UČENICI RADE? OPIŠI!



1.



ZAKRIVLJENE CRTE



RAVNE CRTE



IZLOMLJENE CRTE

2.



ZAKRIVLJENOM CRTOM
OMEĐEN JE



RAVNOM CRTOM
OMEĐENI SU




3.

ZAOKRUŽI SLOVA KOJA SU NAPISANA SAMO RAVNIM CRTAMA.
AKO ZNAŠ, PROČITAJ IME NAŠE DOMOVINE.

REPUBLIKA HRVATSKA

4.


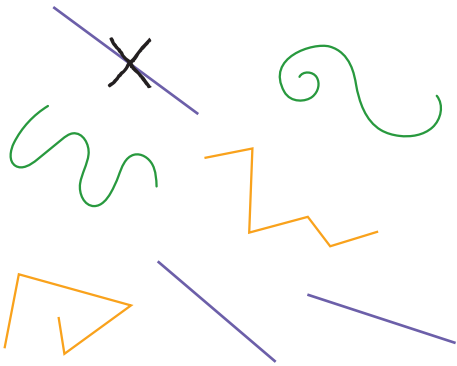
DOVRŠI CRTEŽ.



5.


PREKRIŽI RAVNE CRTE.

PREKRIŽI ZAKRIVLJENE CRTE.



6.

CRVENO OBOJI CRTEŽE NACRTANE  .
PLAVO OBOJI CRTEŽE NACRTANE  .



7.

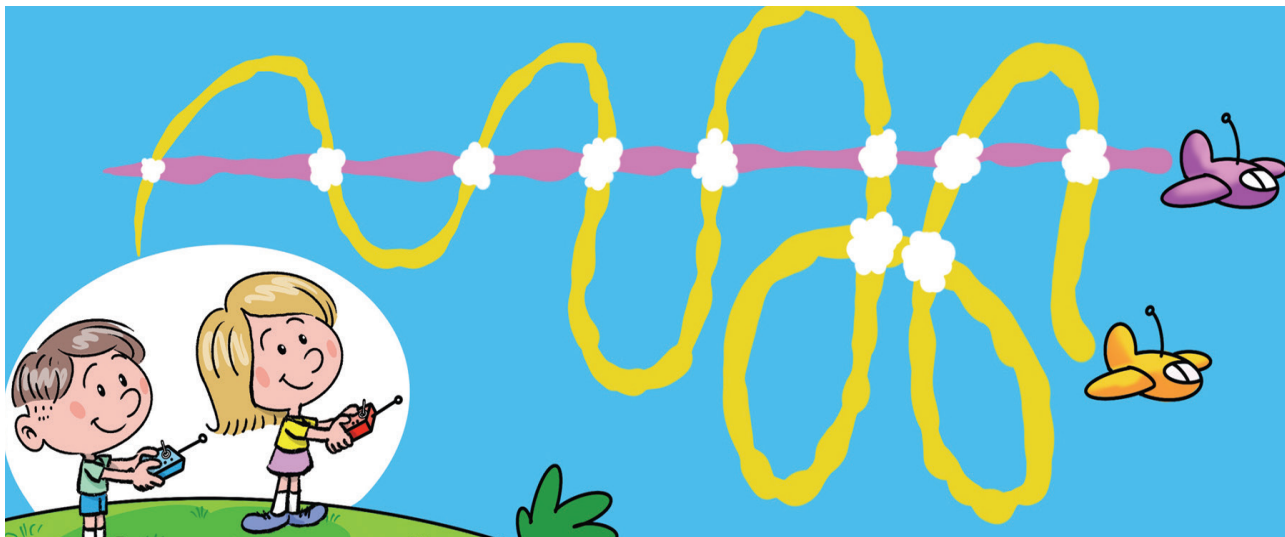
NACRTAJ  .

NACRTAJ  .


NACRTAJ  .

SJECIŠTE CRTA – TOČKA

OPIŠI SLIKU!

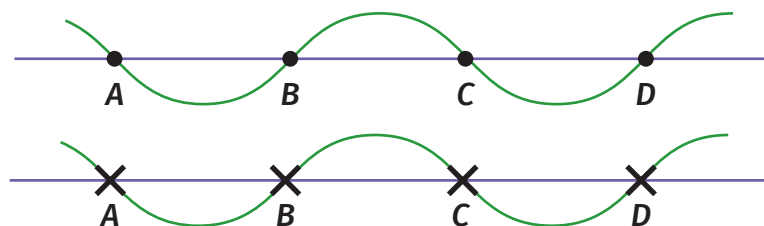


1.



TOČKA JE MJESTO GDJE SE SIJEKU CRTE.

2.




**TOČKE OBILJEŽAVAMO ZNACIMA X ILI ●.
TOČKE IMENUJEMO VELIKIM TISKANIM SLOVIMA A, B, C...**

3.

**NACRTAJ DVIJE ZAKRIVLJENE CRTE
KOJE SE SIJEKU.**

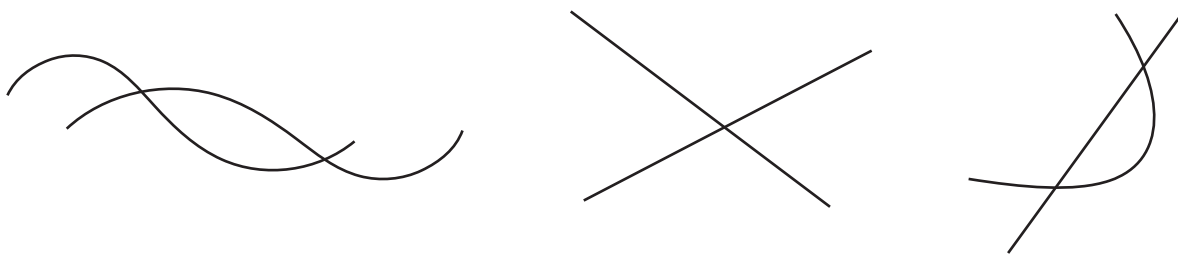
4.

OBILJEŽI TOČKE ZNAKOM X. IMENUJ IH.



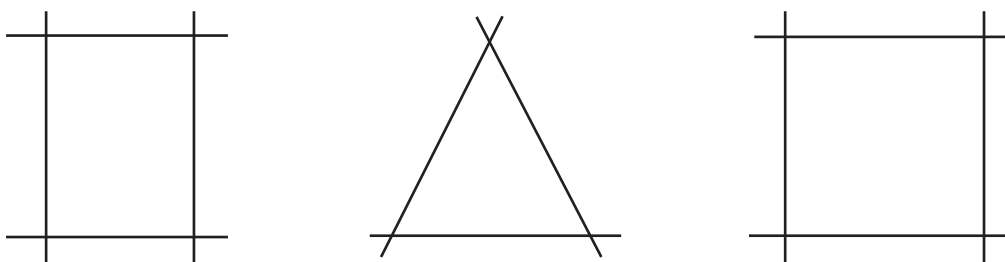
5.

ZNAKOM ● OZNAČI TOČKE.



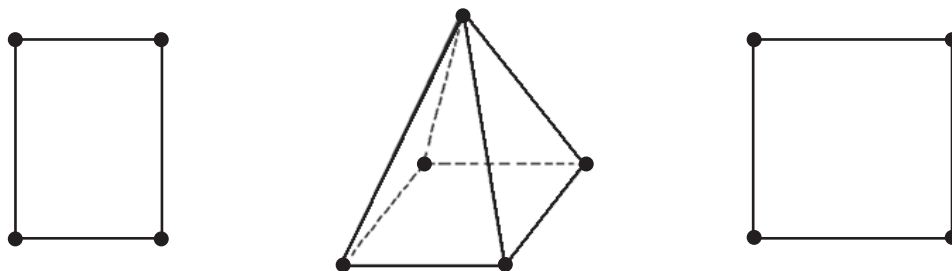
6.

ISTAKNI TOČKE I OBILJEŽI IH SLOVIMA.



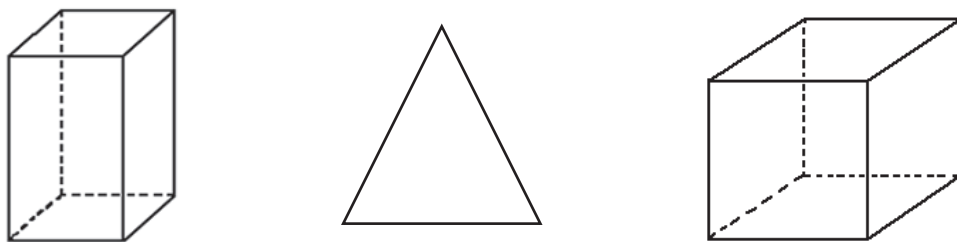
7.

TOČKE SU VRHOVI GEOMETRIJSKIH LIKOVA I TIJELA.




8.

TOČKAMA OZNAČI VRHOVE GEOMETRIJSKIH TIJELA I LIKOVA.



SPAJANJE TOČKA CRTAMA

OPIŠI CESTE NA SLICI!



1. ISTAKNI NEKOLIKO TOČKA I IMENUJ IH SLOVIMA. -----

2. -----



TOČKE A I B SPOJENE SU
ZAKRIVLJENOM CRTOM.



TOČKE C I D SPOJENE SU
RAVNOM CRTOM.

3. -----

TOČKE A I B SPOJI
ZAKRIVLJENOM CRTOM.



TOČKE C I D SPOJI
RAVNOM CRTOM.

X
A

X
B

X
C

X
D