

Smiles

New Edition 3

Pupil's Book

Jenny Dooley



Express Publishing

CONTENTS

MODULE 1

MODULE 2

MODULE 3

MODULE 4

MODULE 5

Vocabulary

Grammar

Starter Unit (pp. 4-7)

colours: black, blue, brown, green, grey, orange, pink, red, white, yellow
numbers: 1-10
days of the week: Monday, Tuesday, Wednesday, Thursday, Friday, Saturday, Sunday

• Hello. I'm John. What's your name?

1 School again (pp. 8-13)

school items: a book, a pen, a pencil, a pencil case, a schoolbag, a blue desk, a green notebook, a pink rubber, a red sharpener, a yellow ruler

• a – an
• the verb 'to be' (singular)

2 Come and play! (pp. 14-19)

toys: a ball, a bike, a car, a computer, a doll, a music box, a radio, a robot, a rocking horse, a tea set, a train, a TV, toys

• possessive case
• plurals (-s)
• this/these – that/those

Storytime!: The Rainbow (**Value:** Work together and make the world a better place!) (pp. 20-21)

3 Fun time (pp. 24-29)

numbers: 11-20
family members: brother, dad, grandma, grandpa, mum, sister

• the verb 'to be' (plural)
• possessive adjectives

4 A nice bed (pp. 30-35)

things in a house: an armchair, a bath, a bed, a bookcase, a box, a chair, a clock, a sofa
parts of a house: a bathroom, a bedroom, a garden, a kitchen, a living room

• plurals (-es)
• there is – there are
• prepositions of place

Storytime!: Twinklinda (**Value:** Be kind to everyone!) (pp. 36-37)

5 I can ... (pp. 40-45)

actions: climb, cook, dance, draw, fly, hear, jump, play football, play the guitar, read, ride a horse, run, see, sing, swim

• the verb 'can'
• irregular plurals

6 It's a monster! (pp. 46-51)

parts of the body: ears, eyes, hair, hands, a head, legs, a mouth, a nose
farm animals: a chicken, a cow, a duck, a frog, a goat, a rabbit

• the verb 'have got'

Storytime!: The Monster on the Hill (**Value:** Good friends come in all shapes and sizes!) (pp. 52-53)

7 It's snowing! (pp. 56-61)

actions: make a snowman, walk
weather: It's cold., It's hot., It's raining., It's snowing., It's sunny., It's windy.
clothes: a coat, a dress, a jacket, a skirt, a T-shirt, boots, shoes, shorts, trousers

• present continuous (affirmative)

8 Flying kites (pp. 62-67)

seasons: autumn, spring, summer, winter
actions/free-time activities: drink milk, eat an ice cream, fish, fly a kite, go to school, listen to music, pick flowers, ride a bike, sleep, tidy my room, watch TV

• present continuous (all forms)

Storytime!: Pennies from the Sky (**Value:** Always help people in need!) (pp. 68-69)

9 Time to eat! (pp. 72-77)

food: a biscuit, a burger, a carrot, a hot dog, an egg, an onion, chicken, chips, chocolate, orange juice, pasta, pizza, popcorn, potato, rice, sausage

• present simple (the verb 'like')

10 Every day (pp. 78-83)

time: eight o'clock
meals: breakfast, dinner, lunch
routines: get up, brush my teeth, do my homework, have a shower
chores: do the shopping, make the bed, take out the rubbish, walk the dog, wash the dishes, water the plants

• present simple

Storytime!: The Lazy Girl (**Value:** Don't let others do the work for you!) (pp. 84-85)

My Magazine (pp. 88-97)

My Values Portfolio (pp. 98-100)

KEY TO SYMBOLS

 : Pairwork

 : Groupwork

 : Parental Supervision

THINK! : Thinking skills

Sounds Spot!	Thinking Skills	Project/ My Portfolio	Culture/ Our World	Time for CLIL
—	mathematical thinking sequencing	—	—	—
• a rat, hat, bag	recalling information	• My school things	• Children from England, Poland and Mexico	—
• e bed, desk	identifying information interpreting visual information	• My toys	—	• Happy Chat (Social Science)
Checkpoint 1 (pp. 22-23)				
• th this, thin, brother	recalling information	• My family • ICT CLUB: My favourite cartoon family	• Cartoon families	—
• oo kangaroo, room	recalling information interpreting visual information applying world knowledge	• My house	—	• Living and Non-living (Science)
Checkpoint 2 (pp. 38-39)				
• ee Lee, see, bee, tree	recalling information	• What I can/can't do • ICT CLUB: A famous sports person from my country	• Famous people from the UK, the USA and Japan	—
• o Bob, got, long, body	recalling information applying world knowledge mathematical thinking	• I'm on a farm • ICT CLUB: How Many Legs? (project)	—	• How Many Legs? (Maths)
Checkpoint 3 (pp. 54-55)				
• -ing jumping, singing	recalling information self-reflection applying world knowledge	• I'm wearing ... • A picture I'm in	• Weather in England, Russia and Argentina	—
• s - sh Sally, sheep, is, sleeping	recalling information self-reflection applying world knowledge creative thinking	• A diary entry • ICT CLUB: A Tree for All Seasons (project)	—	• A Tree for All Seasons! (Science)
Checkpoint 4 (pp. 70-71)				
• c can, Cecil, cake	recalling information self-reflection organising and selecting ideas	• A shopping list and a note • A traditional dish from my country	• Traditional food from the USA, Egypt and China	—
• s Sally, plays, Sundays	recalling information self-reflection applying world knowledge	• My favourite day • ICT CLUB: By Day and By Night (project)	—	• By Day and By Night (Science)
Checkpoint 5 (pp. 86-87)				
Let's Celebrate (pp. 102-107)		Glossary (pp. 108-112)		



Starter Unit

1  Listen and read.



2  Talk with your friend.





3 Listen, point and repeat.



red



blue



green



yellow



brown



black



white



orange





pink





grey



4 Complete. Then sing and do!





1)  _____ and 2)  _____ ,

3)  _____ and 4)  _____ :

Pretty colours for me and you!


5)  _____ and 6)  _____ ,

7)  _____ and 8)  _____ :



Pretty colours for you to see!

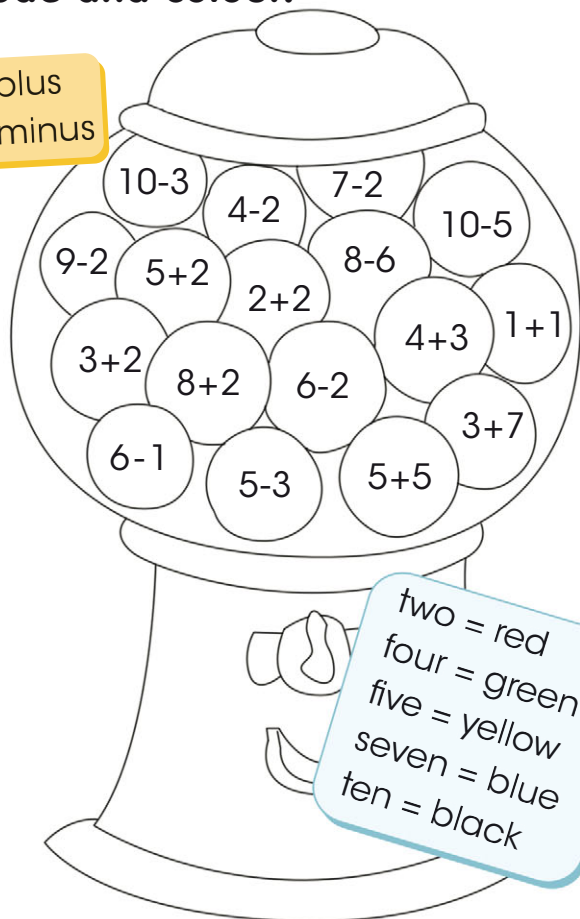
1  Listen, point and repeat.



2 **THINK!**  Do the sums. Use the code and colour.

3  Let's play!

 = plus
 = minus





4 Let's sing!

Seven days,
There are seven days!
Seven days,
Seven days a week!

Sunday, Monday – seven days!
Tuesday, Wednesday – seven days!
Thursday, Friday – seven days!
Saturday – seven days!

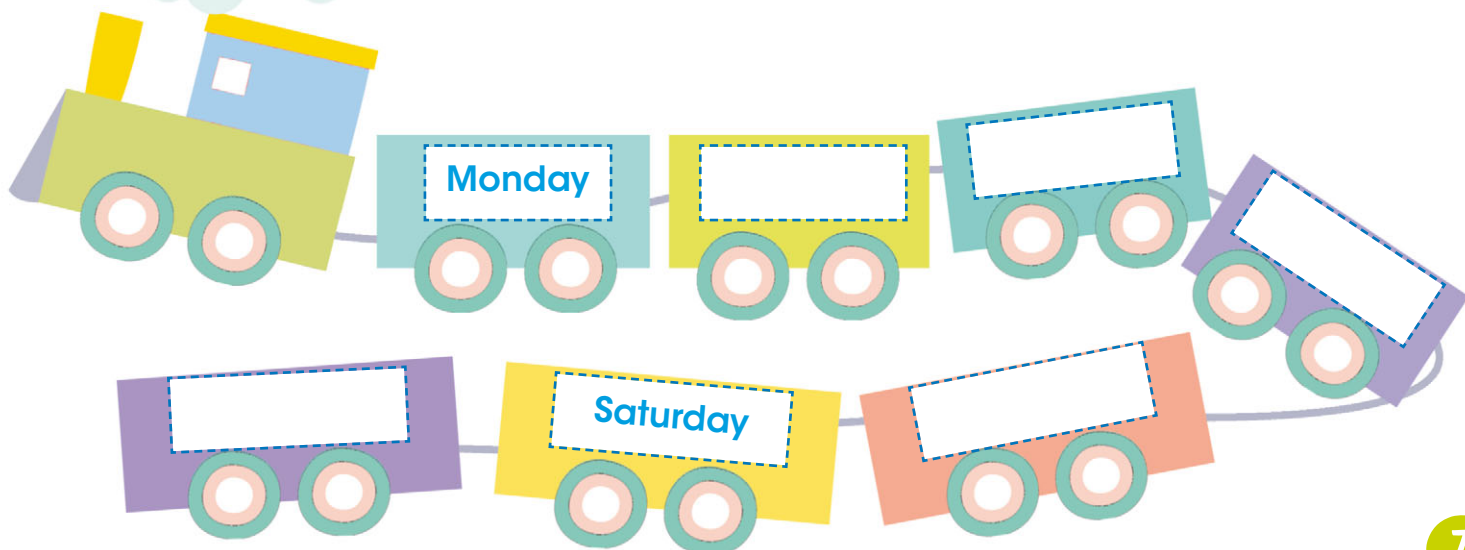
Seven days,
There are seven days!
Seven days,
Seven days a week!



Monday
Tuesday
Wednesday
Thursday
Friday
Saturday
Sunday



5 **THINK!** Complete with the days of the week.



1 School again



1 Listen and read. Then act out the story.



2 **THINK** Which picture? Read the story and write.

1 Bye, Liam!

picture 1

3 Hello, I'm Daisy.


picture ____

2 This is Lilly.

picture ____

4 It's a schoolbag!

picture ____



a pencil case



a pen



a pencil



a book



a schoolbag



3 Write **a** or **an**. Then talk with your friend.

1

an apple



2

___ elephant



3

___ schoolbag



4

___ pencil case



5

___ pen



6

___ umbrella



What's this?

It's an apple.



Study spot



a pen

an elephant



an + a, e, i, o, u

What's this?

It's **a** schoolbag.

It's **an** elephant.

What's = What **is**

It's = It **is**


4 Circle. Then sing!

5 Listen and colour.



1) **A** / **An** book, 2) **a** / **an** pencil, 3) **a** / **an** pen:
Put them in my bag today!
I'm ready for school, hurray, hurray!

4) **A** / **An** egg, 5) **a** / **an** apple, 6) **a** / **an** orange:
Put them in my bag today!
I'm ready for school, hurray, hurray!





a blue desk

Ready for school

1  Listen and read. Then colour.

Hello, everyone! My name's Liam. This is my schoolbag. It's blue and green. This is my notebook. It's red. And look! This is my ruler. It's red, too. Red is my favourite colour. Now, I'm ready for school!



Sounds Spot!

2  Let's play!

A blue desk.

A blue desk and
a red pen.

A blue desk, a
red pen and a
yellow pencil.

3  Complete. Then listen,
point and repeat.



A r__t with a h__t in a b__g.



a green notebook



a yellow ruler



a red sharpener



a pink rubber



Study spot



I **am** Tom.

He **is** Mark.

She **is** Ann.

It **is** a dog.

Is he/she/it eight?

Yes, he/she/it **is**.

No, he/she/it **isn't**.

4 Read and underline.

1 I am/is Tina.

2 It is/are a ruler.

3 You is/are a boy.

4 He is/are Mike.

5 She is/are a girl.

6 It is/are a desk.




5 Complete. Then read and match.

1 I **am** Kelly.

2 It _____ a notebook.

3 He _____ Bill.

4 You _____ Nanny Rose.



6 Complete. Then answer.

1



Is he ten?
No, he **isn't**.

2



_____ she Lilly?

3




_____ it a ruler?



4



_____ he Liam?




ABOUT ME  **Talk with your friends. Then write about your school things.**



Hello, everyone!
My name's ...
This is my ...



1  Sing and do!

1 One, 2 two, 3 three, 4 four,
Time to go to school once more!

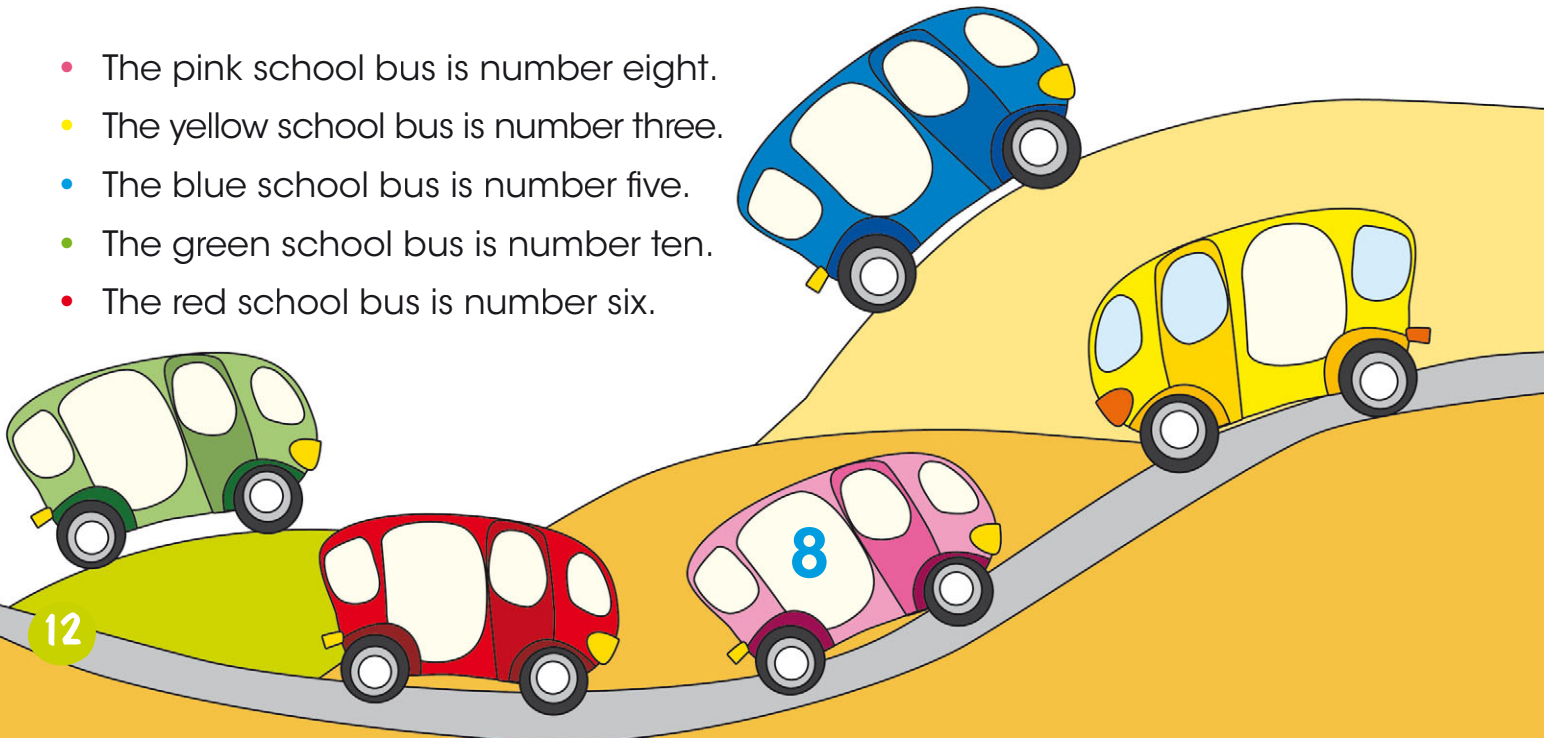
5 Five, 6 six, 7 seven, 8 eight,
Get your schoolbag, don't be late!

9 Nine, 10 ten, get your pen.
Come with me, it's school again!



2 Read and write the numbers.

- The pink school bus is number eight.
- The yellow school bus is number three.
- The blue school bus is number five.
- The green school bus is number ten.
- The red school bus is number six.



3 Listen and read.

Our World

Hello, I'm Andrew.
I'm eight years old.
I'm from England.
My flag is red,
white and blue.



Hello, my name is
Ania. I'm ten years old.
I'm from Poland. My flag
is white and red.



Hi! I'm Carlos.
I'm nine years old.
I'm from Mexico.
My flag is green,
white and red.



4 **THINK!** Read and complete.

- 1 Andrew is from **England**.
- 2 His flag is red, _____ and blue.
- 3 Ania is _____ years old.
- 4 Her flag is white and _____.
- 5 Carlos is from _____.
- 6 His flag is _____, white and red.



Come and play!



toys

1 Listen and read. Then act out the story.



2 **THINK** Read the story and complete.

1 The t e a s e t is Lilly's.

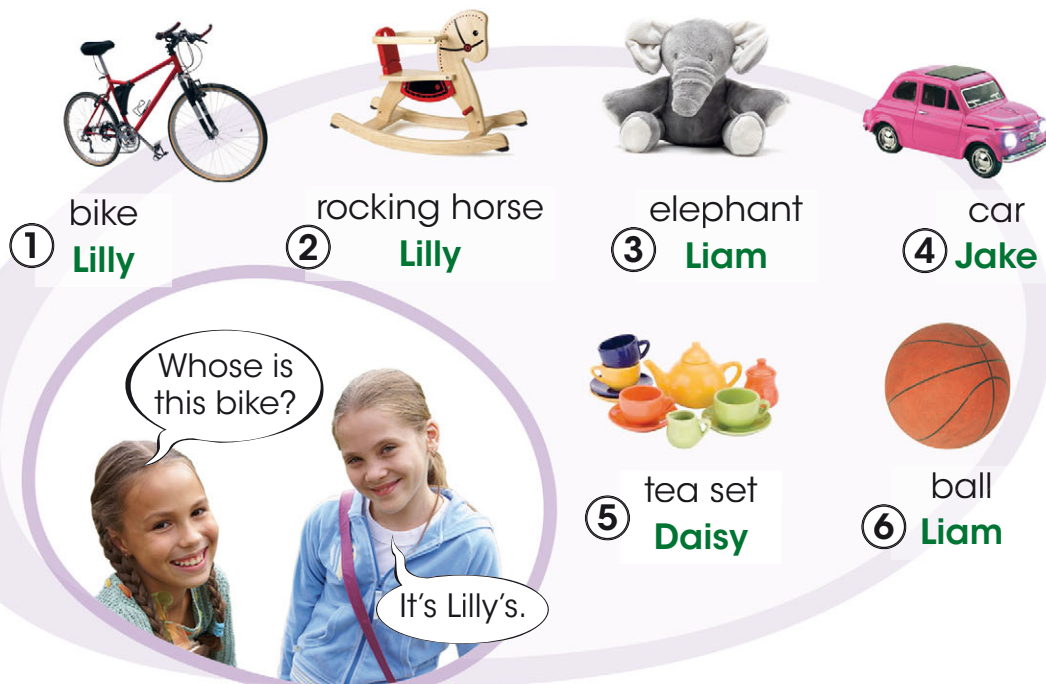
2 The el l h l t is Liam's.

3 The r o c o g h o s e is Lilly's.

4 The c a r is Liam's.



3 Talk with your friend.

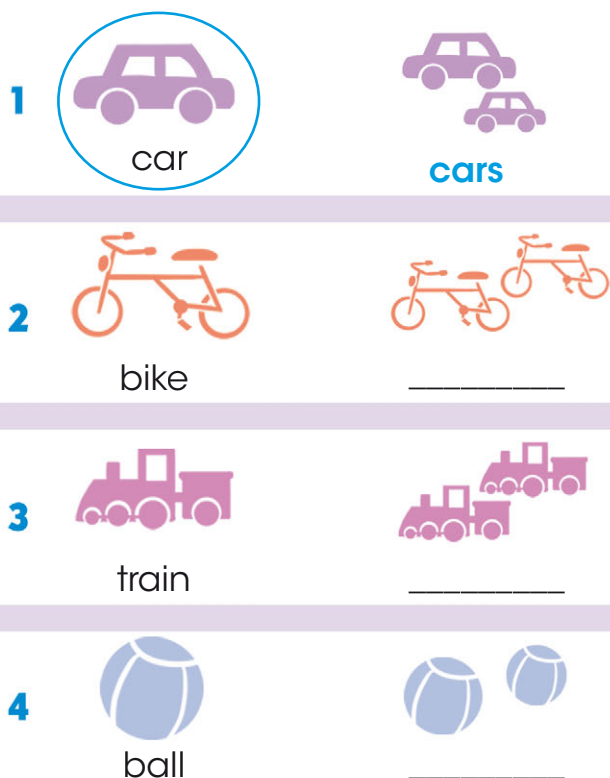


Study spot


Whose is this car?
It's Liam's.



4 Complete. Then listen and choose.



5 Let's play!



A: Three balls.

B: Picture A.



My lovely toys

1 Read and write. Then listen and check.

Hi! I'm Lilly and these are all my lovely toys! This is my new 1)



radio. It's blue and white. This is my new 2)



It's very cool. That's my 3)



That's my 4)




This is my 5)



_____, Annie.

Annie is my favourite toy!




2 Let's play!

Bingo!



Sounds Spot!

3 Complete. Then listen, point and repeat.



Ben is on the b__d and
Ted is on the d__sk!



a doll



a computer



a radio



a TV



a music box



a robot



Study spot



4 Look and say. Then write: **This**, **That**, **These** or **Those**.

1 **That** is Bill's computer.



3 _____ are Sue's robots.







2 _____ is John's TV.




4 _____ are Pat's dolls.



5 Listen and number.



Talk with your friends. Then write about your toys.



Hi! I'm ... and these are all my lovely toys!
This is my ...





1  Let's sing!

These are all my lovely toys,
Come and play!
These are all my lovely toys,
Come and play!
A music box, a rocking horse,
An elephant and a ball, of course!
These are all my lovely toys!



2 Read and colour Ben's toys.



I'm
Ben! These are
all my lovely toys:
a red elephant, a blue
bike, a yellow ball and
a red and green
rocking horse,
of course!




Happy Chat

Time for **CLiL**
Social Science




3 THINK!  Look, read and choose.

1




2



3



4



5



ICE CREAM

6





paint



a paintbrush



grass



a river



a bird



a rainbow

The Rainbow

A story from America



Listen and read.

Then act out the story.

